 Universidad del Nariño	CENTRO DE IDIOMAS SYLLABUS FOR THE ENGLISH COURSES OFFERED BY THE LANGUAGE CENTRE TO THE GENERAL PUBLIC	Código: CID-PRS-PG-01
		Página: 1 de 70
		Versión: 2
		Vigente a partir de: 02/02/2015

**UNIVERSITY OF NARIÑO
 LANGUAGE CENTER
 LEVEL: CHILDREN I
 HOURS PER WEEK: 8 HOURS
 TOTAL OF HOURS: 120**

COURSE DESCRIPTION

This course is intended to reinforce the concepts learned in the first levels of the primary school through enriching activities that will enhance in the students the four skills: listening, reading, writing and speaking. The lessons are based on a wide variety of topics, which draw on the students' own knowledge and also their need to learn about the world. The topics are carefully chosen to be relevant to the students' age and interests, ranging from, for example, home and family, domestic and wild animals and others. This variety is motivating in both the short term and the long one. Keeping students focus and enthusiastic about learning through the classes. Besides, two or more lessons in each unit include a section related to one of these content areas: Social studies, math, art, or drama. These activities require students to use their general knowledge and skills and will help them develop critical thinking skills while practicing English. Also, students will have phonic lessons which cover both individual sounds and longer aspects of pronunciation, leading to greater awareness of the way English is spoken and to an improvement in the students' own pronunciation. Students will familiarize with the language and will start and follow short conversations handling the vocabulary learnt in class.


COURSE OBJECTIVE

The main objective is to start building in the learners the communicative competence in English using meaningful and authentic resources.

SPECIFIC OBJECTIVES

At the end of the course the students will be able to:

-) Give and ask for personal information
-) Identify objects in a classroom and in the school
-) Talk about their family members
-) Describe domestic and wild animals
-) Talk about likes and dislikes
-) Talk about their favorite food
-) Talk about the weather and the rainforest
-) Talk about clothes
-) Describe people using adjectives

 Universidad del Nariño	CENTRO DE IDIOMAS SYLLABUS FOR THE ENGLISH COURSES OFFERED BY THE LANGUAGE CENTRE TO THE GENERAL PUBLIC	Código: CID-PRS-PG-01
		Página: 2 de 70
		Versión: 2
		Vigente a partir de: 02/02/2015

METHODOLOGY

The methodology will be mainly communicative and it is required that the teacher is prepared to assist students in all activities they need. The course will have a variety of activities and it will be necessary to have **phonic lessons** to improve pronunciation, build vocabulary and improve students' ability to understand, analyze, and create their own language. Also, students will be able to have a section called **Episode Story**, the fifth lesson of each unit resolves around an episode of an on-going, self-contained story. Those lessons offer reading comprehension, consolidation of language structures, vocabulary expansion, and the opportunity for students to build literacy in a controlled way. Each unit includes a variety of catchy songs, most specially written for the series too. The last lesson of every unit includes a grammar summary with explanations of the structures learned in the unit and exercises that revisit this grammar. Besides, each unit concludes with a **project**, in which students are asked to create something real. To learn a second language is also to have fun and for that reason games are a very useful tool in the classroom. Each unit has games which have questions and tasks that recycle the vocabulary and grammar covered in each unit. Each two units students will have to develop a review where they will reinforce knowledge. Also, students will have the opportunity to have laboratory classes to reinforce their learning.

COURSE MATERIAL


Margarita Prieto and Simon Betterton, Learning Zone 1, McGraw Hill Education. Second Edition 2014.

GRADING INFORMATION AND CRITERIA

Students will participate in class in different activities such as reading comprehension, role plays, written exercises, written and oral exams. If a class is missed then it is the responsibility of the student to catch up with the last class. If an evaluation is missed the grade will be zero except for those who have health problems and present a written permission- For that reason, all the tests will be scheduled in advanced.

The final grade for the course is established as follows:

First oral and written exam units 1-2. (Includes all the skills)	10%
Second oral and written exam units 3-4. (Includes all the skills)	10%
Third oral and written exam units 5-6. (Includes all the skills)	10%
Fourth oral and written exam units 7-8. (Includes all the skills)	10%
Complementary activities as class work, quizzes, oral presentations, etc.	60%

 Universidad del Nariño	CENTRO DE IDIOMAS SYLLABUS FOR THE ENGLISH COURSES OFFERED BY THE LANGUAGE CENTRE TO THE GENERAL PUBLIC	Código: CID-PRS-PG-01
		Página: 3 de 70
		Versión: 2
		Vigente a partir de: 02/02/2015

GOALS OF EACH UNIT

Unit one: Camping Fun

Specific Objective: At the end of the unit learners will be able to introduce themselves and greet in a formal way. Also, they will be able to spell different words mentioning the letter of the alphabet in a correct way and they will mention some animals in order to practice vocabulary.

Unit two: Welcome to School

Specific Objective: At the end of the unit learners will be able to identify and mention different school objects and they will use different commands to tell some of their classmates to do something.

Unit three: Family and Pets

Specific Objective: At the end of the unit learners will be able to talk about members of their family and they will use some adjectives to describe people. Also, they will talk about their pets.

Unit four: Our House

Specific Objective: At the end of the unit learners will be able to talk describe the place where they live and they will also talk about different kind of food they eat at breakfast, lunch and dinner.

Unit Five: Shopping for Clothes

Specific Objective: At the end of the unit learners will be able to describe what kind of clothes they are wearing and what to buy when they go shopping.

Unit Six: We can Play!

Specific Objective: At the end of the unit learners will be able to talk about what abilities they have and what kind of activities they do in their free time.

Unit Seven: A visit to the Farm

Specific Objective: At the end of the unit learners will be able to talk about different animals and mention different activities they do in each day of the week and they will also talk about weather conditions.

Unit Eight: The safari Park

Specific Objective: At the end of the unit learners will be able to talk about wild animals and the activities they do and identify some of their parts.



Universidad del
Nariño

CENTRO DE IDIOMAS

SYLLABUS FOR THE ENGLISH COURSES OFFERED BY
THE LANGUAGE CENTRE TO THE GENERAL PUBLIC

Código: CID-PRS-PG-01

Página: 4 de 70

Versión: 2

Vigente a partir de: 02/02/2015

WEEK	AIM	WHAT THE STUDENTS ARE DOING
Week 1	<p>UNIT 1 CAMPING FUN</p> <p>Lesson A <i>Listening and singing</i> Page 2</p> <p>Lesson B <i>Spelling and greeting.</i> Page 4</p> <p>Lesson C <i>Greeting and Vocabulary</i> Page 6</p>	<p>Listen and point to the people asking their names. Act out a conversation asking names and how they feel. Listen and sing a song. Draw a name tag.</p> <p>Listen and sing the alphabet song. Listen and trace the capital letters: write the lowercase letters. Make a name tag for a classmate.</p> <p>Listen and trace the word to practice greetings. Match the greetings and pictures. Greet a classmate. Then say good- bye. Read the sentences that show the difference between day and night.</p>
Week 2	<p>Lesson D <i>Listening and reading</i> Grammar: Nouns Page 8</p> <p>Lesson E <i>Reading</i> Page 10</p> <p>Lesson F Grammar: <i>Present tense of verb to be.</i> Page 12</p>	<p>Listen and point the pictures using the nouns. Complete and color the pictures. Circle the correct sentence using the correct noun. Listen and repeat the letters of the alphabet.</p> <p>Episode 1: Listen and read the story Mr. Coyote and the Mice. Complete the greetings according to the story. Vocabulary about animals.</p> <p>Read the grammar box and practice the affirmative form of the verb to be and contractions. Make the difference between singular and plural.</p>



Universidad del
Nariño

CENTRO DE IDIOMAS

SYLLABUS FOR THE ENGLISH COURSES OFFERED BY
THE LANGUAGE CENTRE TO THE GENERAL PUBLIC

Código: CID-PRS-PG-01

Página: 5 de 70

Versión: 2

Vigente a partir de: 02/02/2015

	<p>Project Page 13</p>	Develop the project: Greetings Poster
Week 3	<p>UNIT 2 WELCOME TO SCHOOL!</p> <p>Lesson A Commands and vocabulary Page 14</p> <p>Lesson B Listening and vocabulary Page 16</p> <p>Lesson C Listening and singing Page 18</p> <p>Lesson D Listening and writing Page 20</p>	<p>Listen, point and trace the commands. Come in, close de the door, sit down, read your book and others. Play Simon Says with your friends. Match the words and pictures using the commands. Write the opposite commands Health Zone: Read the information about a clean and tiny classroom and develop the activity.</p> <p>Listen, chant and point: Vocabulary about school objects. Trace the words. Match the words and pictures using vocabulary about school objects. Draw and color the objects. Complete the questions using the article a and an. <i>Play a guessing game using verb to be, articles and objects in the classroom.</i></p> <p>Listen and sing a song to practice the colors. Practice how to write the colors. Unscramble the letters and write the words.</p> <p>Listen and write the numbers from 1 to 20. Listen and trace the numbers. Count and write the numbers.</p>
Week 4	<p>Phonics: Beginning letter sounds Page 21</p>	<p>Beginning letter sounds (t / m / s/ b/ f/ l / r / n) Listen to the letter sound. Listen t the words. Color the picture that begins with the</p>



Universidad del
Nariño

CENTRO DE IDIOMAS

SYLLABUS FOR THE ENGLISH COURSES OFFERED BY
THE LANGUAGE CENTRE TO THE GENERAL PUBLIC

Código: CID-PRS-PG-01

Página: 6 de 70

Versión: 2

Vigente a partir de: 02/02/2015

	<p>Lesson E Reading Page 22</p> <p>Lesson F Grammar: Nouns and adjectives. Page 24</p> <p>Project Page 25</p> <p>Let's Review Units 1-2 Page 26- 29</p> <p>Develop the workbook activities Units 1-2.</p>	<p>letter sound. Listen to the letter sound. Listen to the words. Mark the word with the beginning letter sound. Listen and write the beginning letter sound.</p> <p>Episode 2: Listen and read the story Mr. Coyote and the Mice. Complete the commands using the verbs Throw, Give and Tie. Unscramble the letters and write the colors. Count the mice and write the numbers.</p> <p>Read the grammar box about the use of nouns and adjectives. Underline the adjectives in red. Underline the nouns in blue. Look at the pictures and complete the sentences using nouns or adjectives.</p> <p>Develop the project: Spinning color wheel.</p> <p>Match greetings and pictures. Complete sentences using verb to be. Write some contractions Complete the commands Count and write how many Write the numbers Connect the dots by following the alphabet. What is it?</p>
<p>Week 5</p>	<p>First written evaluation Units 1-2 First oral evaluation Units 1-2</p> <p>UNIT 3 FAMILY AND PETS</p>	<p>It will be applied the first oral and written evaluation including all skills.</p>



Universidad del
Nariño

CENTRO DE IDIOMAS

**SYLLABUS FOR THE ENGLISH COURSES OFFERED BY
THE LANGUAGE CENTRE TO THE GENERAL PUBLIC**

Código: CID-PRS-PG-01

Página: 7 de 70

Versión: 2

Vigente a partir de: 02/02/2015

	<p>Lesson A Listening, singing and vocabulary about family. Page 30</p> <p>Lesson B Vocabulary and verb have. Page 32</p> <p>Lesson C Grammar and vocabulary Page 34</p>	<p><i>Listen, sing and point using family members. Look at Ben's family tree. Trace the words. Complete the sentences using family members. Complete Ben's answers to questions about his family.</i></p> <p>Social studies Zone: Your family, <i>complete the family tree using your own information.</i></p> <p>Parts of the body: <i>Draw a face. Draw lines to the words. Trace the word to the pictures using the correct adjectives. Complete the sentences using adjectives to describe people. Listen the song using the parts of the body.</i></p> <p><i>Explain how to make and answer questions using do and does. Draw your pet and give some information based on the example. Ask your classmates about their pets. Science: Read the information about Baby animals and learn the name of the animals.</i></p>
<p>Week 6</p>	<p>Lesson D Grammar: There is- there are and vocabulary about animals. Page 36</p> <p>Phonics: Beginning letter sounds. Page 37</p> <p>Lesson E Reading</p>	<p><i>Explain how to make sentences using there is- there are. Trace the animal names. Count and write the numbers.</i></p> <p>Phonics: Beginning letter sounds. (k/ p/ c/ j / h/ w/ y / z). <i>Listen and circle the pictures of the words that begin with the letter sound (k/ p/ c/ j / h/ w/ y / z).</i></p> <p>Episode 3: Listen and read the story Mr. Coyote and the Mice.</p>



Universidad del
Nariño

CENTRO DE IDIOMAS

**SYLLABUS FOR THE ENGLISH COURSES OFFERED BY
THE LANGUAGE CENTRE TO THE GENERAL PUBLIC**

Código: CID-PRS-PG-01

Página: 8 de 70

Versión: 2

Vigente a partir de: 02/02/2015

	<p>Page 38</p> <p>Lesson F Grammar: Present tense affirmative and negative form and yes/ no questions. Page 40.</p> <p>Project: Pet Care Manual Page 41</p>	<p>Trace and match the vocabulary. Answer the questions about the reading. Read and Mark True and False. Color one mouse brother and one mouse sister.</p> <p>Read the grammar box and explain the rules for third person, and how to make and answer questions in simple present and the negative form. Complete the answers for the questions given Match the questions and answers.</p> <p>Develop the Project: Pet Care Manual.</p>
<p>Week 7</p>	<p>UNIT 4 OUR HOUSE</p> <p>Lesson A Listening and vocabulary Page 42</p> <p>Lesson B Grammar: Prepositions and vocabulary. Page 44</p> <p>Lesson C Listening, singing and vocabulary about food. Page 46</p>	<p>Practice the parts of the house. Listen and points to the rooms. Look at the picture and complete the sentences. Learn about the objects we can find in a house. Match the words and pictures. Ask about the furniture. Social studies zone: Houses around the world. Read the information.</p> <p>Listen and point to the toys. Look at the pictures. Trace and match the prepositions. Look at the pictures and complete the answers. Unscramble the letters ad label the pictures.</p> <p>Listen and sing the song taking into account vocabulary about food. Trace the words, Match the words and pictures using vocabulary about</p>



Universidad del
Nariño

CENTRO DE IDIOMAS

SYLLABUS FOR THE ENGLISH COURSES OFFERED BY
THE LANGUAGE CENTRE TO THE GENERAL PUBLIC

Código: CID-PRS-PG-01

Página: 9 de 70

Versión: 2

Vigente a partir de: 02/02/2015

		<p>breakfast, lunch and dinner. Listen and complete the sentences using parts of the day. Match the words and pictures. Science: Breakfast food. Complete the spaces using vocabulary about food.</p>
Week 8	<p>Lesson D Vocabulary about fruits Page 48</p> <p>Phonics: Short Vowel Sounds Page 49</p> <p>Lesson E Reading Page 50</p> <p>Lesson F Grammar: Prepositions Page: 52</p> <p>Project: Your dream House Page 53</p>	<p>Mark what you like and don't like using the vocabulary about fruits. Ask a classmate what they like and don't like. Follow the maze to find what the animals like to eat.</p> <p>Phonics: Short Vowel Sounds (a/ e/ I / o/ u). Listen and circle the words with the same short vowel sound. Listen and write the short vowel sound you hear.</p> <p>Episode 4: Listen and read the story Mr. Coyote and the Mice. Complete the sentences using the prepositions in- on- under. Read and circle the correct words about the reading. Read and draw.</p> <p>Read the grammar box and explain how to use the prepositions in-on-under and next to. Look at the pictures and complete the answers using the correct preposition. Look at the picture. Match the questions and answers.</p> <p>Develop the Project: Your dream House</p>



Universidad del
Nariño

CENTRO DE IDIOMAS

**SYLLABUS FOR THE ENGLISH COURSES OFFERED BY
THE LANGUAGE CENTRE TO THE GENERAL PUBLIC**

Código: CID-PRS-PG-01

Página: 10 de 70

Versión: 2

Vigente a partir de: 02/02/2015

	<p>Let's review Units 3 and 4 Page 54-57</p> <p>Develop the workbook activities Units 3-4.</p>	<p>Label the family members Listen and complete the sentences. Look at the picture and complete the descriptions. Look and circle the correct prepositions. Complete the sentences with the correct form of the verb. Match the rooms and furniture Draw what you like to eat for breakfast, lunch and dinner. Read the questions and circle the correct answers about you. Play "Who you are"</p>
Week 9	<p>Second written evaluation Units 3-4 Second oral evaluation Units 3-4</p> <p>UNIT 5 SHOPPING FOR CLOTHES</p> <p>LESSON A <i>Listening and vocabulary</i> Page 58</p> <p>Lesson B <i>Grammar: likes and dislikes and demonstrative pronouns and vocabulary</i> Page 60</p>	<p>It will be applied the second oral and written evaluation including all skills.</p> <p>Listen and point to the clothes. Trace the words and identify clothes. Write the clothes you are wearing Talk about your clothes with a classmate. Math Zone: Matching pairs. Match the socks, gloves and shoes and write the number.</p> <p>Explain how to use the demonstrative pronouns. Listen and mark the correct type of clothes. Ask a classmate and mark the answer. Look at the clothes and complete the size labels. Ask your classmate about the size of their clothes.</p>



Universidad del
Nariño

CENTRO DE IDIOMAS

**SYLLABUS FOR THE ENGLISH COURSES OFFERED BY
THE LANGUAGE CENTRE TO THE GENERAL PUBLIC**

Código: CID-PRS-PG-01

Página: 11 de 70

Versión: 2

Vigente a partir de: 02/02/2015

	<p>Lesson C <i>Grammar: Whose and vocabulary.</i> Page 62</p>	<p>Listen and match the correct type of clothes. Draw pictures of your classmates' clothes. Ask a friend. Look at the pictures and circle the correct answers using clothes and demonstrative pronouns.</p>
Week 10	<p>Lesson D Listening, singing and vocabulary about clothes. Page 63</p> <p>Phonics: Long vowel sounds Page: 65</p> <p>Lesson E Reading Page 66</p> <p>Lesson F Grammar: demonstrative pronouns and apostrophe. Page 68</p> <p>Project: Paper Dolls Page 69</p>	<p>Sing a song for practicing vocabulary about clothes. Social Studies Zone: Warm and cool clothes. Mark the right and the wrong clothes. Read and circle the clothes Grandma and Grandpa want.</p> <p>Phonics: Long vowel sounds (a/ e/ I / o/ u) Listen and circle the words with the same long vowel sound. Listen and write the picture name.</p> <p>Episode 5: Listen and read the story Mr. Coyote and the Mice. Complete the sentences using the words Mr. Coyote's and Mouse's. Match the questions and Mr. Coyote's answer. Draw a jacket, a hat, and shoes and sock on Mr. Coyote's teddy bear and color the picture.</p> <p>Explain the grammar box about demonstrative pronouns and apostrophe. Look at the picture and complete the sentences using this, that, these and those. Write the answers to the questions. Use the prompts.</p> <p>Develop the Project: Paper Dolls</p>



Universidad del
Nariño

CENTRO DE IDIOMAS

SYLLABUS FOR THE ENGLISH COURSES OFFERED BY
THE LANGUAGE CENTRE TO THE GENERAL PUBLIC

Código: CID-PRS-PG-01

Página: 12 de 70

Versión: 2

Vigente a partir de: 02/02/2015

<p>Week 11</p>	<p>UNIT 6 WE CAN PLAY</p> <p>Lesson A <i>Grammar: Modal verb can, listening and singing</i> Page 70</p> <p>Lesson B <i>Listening, singing and grammar: Modal verb can.</i> Page 72</p> <p>Lesson C <i>Listening, grammar: simple present affirmative and negative form and yes/no questions.</i> Page 74</p>	<p>Listen and mark what Jim can and can't do. Explain how to use the modal verb can. Read and complete Su's email about Jim using the modal verb can. Look at the pictures and complete the sentences. Write about what you can and can't do. Then ask a friend. Health: Healthy exercise. Read the information and paste pictures or draw two more kinds of exercise.</p> <p>Listen and sing a song that includes the modal verb can. Look and complete the questions and answers using modal verb Can. Ask your classmates. Write their names.</p> <p>Explain the rules for the third person and how to make negative sentences in simple present. Listen and complete the sentences using verbs in affirmative form and negative form. Match the questions and answers. Ask your classmates what you want. Math: Toy box counting. Count the toys and write how many.</p>
<p>Week 12</p>	<p>Lesson D Listening, reading and grammar: Simple present: affirmative, negative and interrogative. Page 76</p> <p>Phonics: Short and long vowel sounds. Page 77</p>	<p>Listen and circle the plans. Listen again and match the action words and the places using the verbs: run, jump, swim and climb. Read and complete the note using the words given.</p> <p>Phonics: Short and long vowel sounds. (a / e/ i/ o/ u). Label the pictures.</p>



Universidad del
Nariño

CENTRO DE IDIOMAS

SYLLABUS FOR THE ENGLISH COURSES OFFERED BY
THE LANGUAGE CENTRE TO THE GENERAL PUBLIC

Código: CID-PRS-PG-01

Página: 13 de 70

Versión: 2

Vigente a partir de: 02/02/2015

	<p>Lesson E <i>Reading</i> Page 79</p> <p>Lesson F <i>Grammar Zone: Modal verb Can.</i> Page 80</p> <p>Project: Collage of Outdoor activities. Page 81</p> <p>Let's review <i>Units 5 and 6</i> Page 82-85</p> <p>Develop the workbook activities Units 5-6</p>	<p>Listen and write the words in the correct column. Listen and circle the words with a short vowel sound. Underline the words with a long vowel sound.</p> <p>Episode 6: Listen and read the story Mr. Coyote and the Mice. Count the rocks. Write the number. Read and mark True and False.</p> <p>Read the grammar box and check how to use the modal verb Can. Match the sentences and pictures. Look at the table and answer the questions.</p> <p>Develop the Project: Collage of Outdoor activities.</p> <p>Look, listen and answer the questions using vocabulary about clothes. Complete the sentences using demonstrative pronouns. Match the questions and answers using vocabulary about clothes. Read and circle the correct words. Answer the questions about Monkey. Look at the table and complete the sentences.</p>
<p>Week 13</p>	<p>Third written evaluation Units 5-6 Third oral evaluation Units 5-6</p> <p>UNIT 7 A VISIT TO THE FARM</p> <p>Lesson A</p>	<p>It will be applied the third oral and written evaluation including all skills.</p> <p>Listen and sing a song to practice</p>



Universidad del
Nariño

CENTRO DE IDIOMAS

**SYLLABUS FOR THE ENGLISH COURSES OFFERED BY
THE LANGUAGE CENTRE TO THE GENERAL PUBLIC**

Código: CID-PRS-PG-01

Página: 14 de 70

Versión: 2

Vigente a partir de: 02/02/2015

	<p>Listening, singing and vocabulary Page 86</p> <p>Lesson B Listening and vocabulary about animals. Page 88</p> <p>Lesson C <i>Listening and vocabulary</i> Page 90</p>	<p>vocabulary about animals. Complete the sentences about MacDonald's animals. Complete the table and draw the animals. Check plural and singular. Social studies: Farm animals. Match the farm animals with how they help us.</p> <p>Listen and match the farm chores using specific verbs like: water, milk, pick, feed, take care and collect. Complete the table of farm chores. Play Simon Says. Act out the farm chores.</p> <p>Listen and sing the song about the days of the week. Listen and complete the table using the days of the week. Talk about the days you like and don't like. Unscramble the letters and write the days of the week. Listen and write the weather for each day. (Sunny, rainy, windy, snowy and cloudy). Complete the weather reports. Science Zone: Clouds. Complete the pictures with the correct type of weather.</p>
<p>Week 14</p>	<p>Lesson D Vocabulary Page 92</p> <p>Phonics: Beginning and ending consonant blends. Page 93</p>	<p>Match the weather, the commands, and the pictures. Complete the sentences using vocabulary about weather. Talk about your favorite weather. Write the clothes you wear.</p> <p>Phonics: Beginning and ending consonant blends. (bl / cl / cr / dr / tr/ fl / fr/ sk / sw / mp / nd / nk/ nt / sk/ st). Listen and complete the words with the</p>



Universidad del
Nariño

CENTRO DE IDIOMAS

**SYLLABUS FOR THE ENGLISH COURSES OFFERED BY
THE LANGUAGE CENTRE TO THE GENERAL PUBLIC**

Código: CID-PRS-PG-01

Página: 15 de 70

Versión: 2

Vigente a partir de: 02/02/2015

	<p>Lesson E Reading 94</p> <p>Lesson F Grammar: Imperatives Plural and singular nouns Page 96</p> <p>Project: Grass in an eggshell Page 97</p>	<p>beginning consonant blends. Listen and complete the words</p> <p>Episode 7: Listen and read the story Mr. Coyote and the Mice. Match the commands and the pictures. Read and circle the correct words. Complete the sentences Read and circle the correct sentence.</p> <p>Read the grammar box about imperatives in affirmative and negative form. Complete the sentences using the words coat, forget, wash, take and close. Write the plurals.</p> <p>Develop the Project: Grass in an eggshell.</p>
<p>Week 15</p>	<p>UNIT 8 THE SAFARI PARK</p> <p>Lesson A <i>Listening and vocabulary.</i> Grammar: <i>Present continuous</i> Page 98</p> <p>Lesson B Listening and grammar:</p>	<p>Listen and point to the animals Match the animals and the action words. Write the letters. Also, use the verbs drinking, eating, sleeping, walking, yawning, and swimming. Ask a classmate about the animals. Listen and sing the song to practice some animal names. Science Zone: Animal Habitats: Match the animals and where they live.</p> <p>Listen and mark True or False taking into account animals and explain how to form the Present Continuous.</p>



Universidad del
Nariño

CENTRO DE IDIOMAS

**SYLLABUS FOR THE ENGLISH COURSES OFFERED BY
THE LANGUAGE CENTRE TO THE GENERAL PUBLIC**

Código: CID-PRS-PG-01

Página: 16 de 70

Versión: 2

Vigente a partir de: 02/02/2015

	<p>Present Continuous. Page 100</p> <p>Lesson C Vocabulary and grammar: Present continuous. Page 102</p>	<p>Talk about the animals with a classmate. Listen and complete the report using the verbs given. Look at the picture and write your animal report.</p> <p>Trace and match the animal parts. Read and mark yes or no. Listen and complete the report using present continuous. Look at the picture and write your animal report. Science Zone: Wild animal facts. Read the facts, look at the photos and write the animal names. Play a guessing game. Talk about an animal but don't say its name. Choose an animal and write two facts about it.</p>
<p>Week 16</p>	<p>Lesson D Grammar: Present continuous interrogative form. Page 104</p> <p>Phonics: Consonant digraphs Page 105</p> <p>Lesson E Reading Page 106</p>	<p>Look and match the questions and answers using vocabulary about animals and questions in present continuous. Look and complete the sentences using the correct form of the verb. In groups, take turns to do actions and ask questions.</p> <p>Phonics: Consonant digraphs. (sh/ th / ch/ kn/ wh). Listen and complete the words with the beginning consonant digraphs. Listen and complete the words with the ending consonant digraphs. Listen and circle the beginning and ending consonant digraphs.</p> <p>Episode 8: Listen and read the story Mr. Coyote and the Mice. Write sentences about what the mice are doing. Match the questions and answers. Draw the character you like from the story. Write why. Circle your opinion.</p>



Universidad del
Nariño

CENTRO DE IDIOMAS

**SYLLABUS FOR THE ENGLISH COURSES OFFERED BY
THE LANGUAGE CENTRE TO THE GENERAL PUBLIC**

Código: CID-PRS-PG-01

Página: 17 de 70


Versión: 2

Vigente a partir de: 02/02/2015

	<p>Lesson F Grammar: Present Continuous. Rules for verbs. Page 108</p> <p>Project. Wild animals Page 109</p> <p>Let's review Units 7 and 8 Page 110</p> <p>Develop the workbook activities Units 7-8.</p>	<p>Explain how to form the present continuous and explain the rules. Read the grammar box. Look at the picture and complete sentences using the correct form of the verb.</p> <p>Develop the Project. Wild animals</p> <p>Complete the sentences. Match the sentences and pictures. Listen and look at Grandma's diary. Complete the sentences. Write the correct form of the plural. Label the weather pictures. Label and draw lines to the crocodile's body parts.</p>
<p>Week 17</p>	<p>Fourth written evaluation Units 7-8 Fourth oral evaluation Units 7-8</p> <p>Check grades with each student. Register grades and print the original report.</p>	<p>It will be applied the fourth oral and written evaluation including all skills.</p>

COMPLEMENTARY ACTIVITIES

Learners will have laboratory classes where they will have the opportunity to explore, learn and practice the four skills specially listening and they will have fun playing some games on line. They will develop outdoor activities and they will practice vocabulary through games. This is a great way to become motivated and use the target language meaningfully.

 Universidad del Nariño	CENTRO DE IDIOMAS SYLLABUS FOR THE ENGLISH COURSES OFFERED BY THE LANGUAGE CENTRE TO THE GENERAL PUBLIC	Código: CID-PRS-PG-01
		Página: 18 de 70
		Versión: 2
		Vigente a partir de: 02/02/2015

**UNIVERSITY OF NARIÑO
LANGUAGE CENTER
LEVEL: CHILDREN II
HOURS PER WEEK: 8 HOURS
TOTAL OF HOURS: 120**

COURSE DESCRIPTION

In this second course learners will continue learning, reinforcing and enhancing the four skills. Students could start recognizing the different speech acts that they could use depending on the audience. The lessons are based on a wide variety of topics, which draw on the students' own knowledge and also their need to learn about the world. The topics are carefully chosen to be relevant to the students' age and interests, ranging from, for example, free time activities, sports, describing people, places and others. This variety is motivating in both the short term and the long one. Keeping students focus and enthusiastic about learning through the classes. Besides, two or more lessons in each unit include a section related to one of these content areas: Social studies, math, art, or drama. These activities require students to use their general knowledge and skills and will help them develop critical thinking skills while practicing English. Also, students will have phonic lessons which cover both individual sounds and longer aspects of pronunciation, leading to greater awareness of the way English is spoken and to an improvement in the students' own pronunciation. Students will familiarize with the language and will start and follow different conversations handling the vocabulary learnt in class.


COURSE OBJECTIVE

The main objective is to continue building in the learners the communicative competence through the development of vocabulary knowledge, reading and writing skills in English using meaningful and authentic resources as well as speaking among peers.

SPECIFIC OBJECTIVES

At the end of the course the students will be able to:

-) Use English to interact in the classroom and to communicate in social situations.
-) Understand short tales
-) Pronounce English words, phrases and sentences intelligibly.
-) Describe people using adjectives and appropriate vocabulary.
-) Find, fill, track and organize information.

 Universidad del Nariño	CENTRO DE IDIOMAS SYLLABUS FOR THE ENGLISH COURSES OFFERED BY THE LANGUAGE CENTRE TO THE GENERAL PUBLIC	Código: CID-PRS-PG-01
		Página: 19 de 70
		Versión: 2
		Vigente a partir de: 02/02/2015

METHODOLOGY

The methodology will be mainly communicative and it is required that the teacher is prepared to assist students in all activities they need. The course will have a variety of activities and it will be necessary to have **phonic lessons** to improve pronunciation, build vocabulary and improve students' ability to understand, analyze, and create their own language. Also, students will be able to have a section called **Episode Story**, the fifth lesson of each unit resolves around an episode of an on-going, self-contained story. Those lessons offer reading comprehension, consolidation of language structures, vocabulary expansion, and the opportunity for students to build literacy in a controlled way. Each unit includes a variety of catchy songs, most specially written for the series too. The last lesson of every unit includes a grammar summary with explanations of the structures learned in the unit and exercises that revisit this grammar. Besides, each unit concludes with a **project**, in which students are asked to create something real. To learn a second language is also to have fun and for that reason games are a very useful tool in the classroom. Each unit has games which have questions and tasks that recycle the vocabulary and grammar covered in each unit. Each two units students will have to develop a review where they will reinforce knowledge. Also, students will have the opportunity to have laboratory classes to reinforce their learning.

COURSE MATERIAL


Margarita Prieto and Simon Betterton, Learning Zone 2, McGraw Hill Education. Second Edition 2014.

GRADING INFORMATION AND CRITERIA

Students will participate in class in different activities such as reading comprehension, role plays, written exercises, written and oral exams. If a class is missed then it is the responsibility of the student to catch up with the last class. If an evaluation is missed the grade will be zero except for those who have health problems and present a written permission- For that reason, all the tests will be scheduled in advanced.

The final grade for the course is established as follows:

First oral and written exam units 1-2. (Includes all the skills)	10%
Second oral and written exam units 3-4. (Includes all the skills)	10%
Third oral and written exam units 5-6. (Includes all the skills)	10%
Fourth oral and written exam units 7-8. (Includes all the skills)	10%
Complementary activities as class work, quizzes, oral presentations, etc.	60%

 Universidad del Nariño	CENTRO DE IDIOMAS SYLLABUS FOR THE ENGLISH COURSES OFFERED BY THE LANGUAGE CENTRE TO THE GENERAL PUBLIC	Código: CID-PRS-PG-01
		Página: 20 de 70
		Versión: 2
		Vigente a partir de: 02/02/2015

GOALS OF EACH UNIT

Unit one: School Days

Specific Objective: At the end of the unit learners will be able to describe their classroom, their school and they will speak about the subjects they like and don't like at school. Also, they will be able to describe people, animals and things using different kind of adjectives.

Unit two: Let's go places!

Specific Objective: At the end of the unit learners will be able to describe how they go from one place to another and they will mention what kind of transport they use. Also, they will compare different kind of things using comparatives and superlatives.

Unit three: Free Time

Specific Objective: At the end of the unit learners will be able to talk ad of jobs and occupations and they will describe the town or city where they live.

Unit four: Sports Time!

Specific Objective: At the end of the unit learners will be able to talk about sports and the abilities they have in each one using the modal verb **CAN**. Also, they will learn how to give the time.

Unit Five: It's a Beautiful World

Specific Objective: At the end of the unit learners will be able to talk about different activities they did in the past using Regular and Irregular verbs in Past simple.

Unit Six: People and Places

Specific Objective: At the end of the unit learners will be able to describe different places using past simple and they will talk about famous people. They will mention biographies about famous people. Also, they will talk about weather conditions.

Unit Seven: Feelings and Senses

Specific Objective: At the end of the unit learners will be able to describe feelings and tastes and different kind of restaurants and food.

Unit Eight: Talking about Food

Specific Objective: At the end of the unit learners will be able to talk about the kind of food they like and dislike and they will describe the process to prepare a delicious recipe.

WEEK	AIM	WHAT THE STUDENTS ARE DOING
Week 1	UNIT 1 SCHOOL DAYS Lesson A <i>Listening and spelling and vocabulary about school</i>	Listen and sing the song which shows objects in the classroom. Listen and number the dialogs in order.



Universidad del
Nariño

CENTRO DE IDIOMAS

**SYLLABUS FOR THE ENGLISH COURSES OFFERED BY
THE LANGUAGE CENTRE TO THE GENERAL PUBLIC**

Código: CID-PRS-PG-01

Página: 21 de 70

Versión: 2

Vigente a partir de: 02/02/2015

	<p><i>supplies</i> <i>Page 2</i></p> <p>Lesson B <i>Listening and vocabulary</i> <i>about school supplies.</i> <i>Page 4</i></p> <p>Lesson C <i>Listening and Vocabulary:</i> <i>Days of Week and school</i> <i>subjects.</i> <i>Page 6</i></p>	<p>Complete the box with your personal information. Ask your classmates how to spell their names. Social Studies Zone: Talking on the phone. Circle what you use to call people.</p> <p>Listen and write how many. (school supplies) Write the missing letters. Use the letters to make a word and complete the sentences using vocabulary about school supplies. Find the school supplies and complete the sentences. Read and color the school supplies. Talk about your school supplies with your classmates.</p> <p>Listen and mark the school subjects. Mark the days you have classes. Answer the questions about their favorite subjects. Find all the classmates who like the same subject as you. Math Zone: Favorite subjects survey. Ask your classmates about their favorite subjects. Count and write the numbers.</p>
<p>Week 2</p>	<p>Lesson D <i>Listening and writing</i> <i>Page 8</i></p> <p>Phonics: Hard and soft C <i>and G</i> <i>Page 9</i></p> <p>Lesson E <i>Reading</i> <i>Page 10</i></p>	<p>Listen and circle the picture of the new student. Listen and mark True or False Ask a classmate for information Complete the description about your classmate.</p> <p>Phonics: Hard and soft C and G. <i>Listen and circle the C sound you hear.</i> <i>Listen and circle the g sound you hear.</i></p> <p>Episode 1: Listen and read the story Jack and the Beanstalk. <i>Look at the pictures and write their names.</i> <i>Read and complete the sentences.</i> <i>Read and circle the correct answer.</i></p>



Universidad del
Nariño

CENTRO DE IDIOMAS

**SYLLABUS FOR THE ENGLISH COURSES OFFERED BY
THE LANGUAGE CENTRE TO THE GENERAL PUBLIC**

Código: CID-PRS-PG-01

Página: 22 de 70

Versión: 2

Vigente a partir de: 02/02/2015

	<p>Lesson F <i>Vocabulary and Grammar: How to describe people's hair, eyes, body and height. Page 12</i></p> <p>Project: Friends Book <i>Page 13</i></p>	<p>Check the grammar box and learn how to talk about people's height, hair, eyes, age and others. Complete the sentences using the verbs to be or to have. Write sentences using the prompts.</p> <p>Develop the Project: Friends Book</p>
Week 3	<p>UNIT 2 LET'S GO PLACES</p> <p>Lesson A <i>Listening and vocabulary: Means of transport. Page 14</i></p> <p>Lesson B <i>Listening, grammar: Present simple and present Continuous and vocabulary: means of transport, reading. Page 16</i></p> <p>Lesson C <i>Listening, vocabulary and grammar: Comparatives. Page 18</i></p>	<p>Listen and circle the correct words choosing the correct verbs. Circle how you go to school. Ask your classmates how they go to school. Listen and sing a song to practice means of transport. Look at the picture and complete the sentences using the verbs: driving, taking, waiting, riding. Social studies Zone: Transportation history. Make a before and after transportation time line.</p> <p>Match the sentences and pictures using means of transport. Listen and complete the sentences using means of transport and verbs. Talk with a classmate to mention how they go to school or home. Read and answer the questions about the text.</p> <p>Explain how to form comparatives and check the meaning of the adjectives. Listen and match the pictures to the adjectives. Complete the sentences with the comparative adjectives. Write sentences using the prompts. Make your own sentences.</p>



<p>Week 4</p>	<p>Lesson D <i>Vocabulary: Comparatives</i> Page 20</p> <p>Phonics: <i>Short and long vowel review.</i> Page 21</p> <p>Lesson E <i>Reading</i> Page 22</p> <p>Lesson F <i>Grammar: Present Continuous, Present Simple and comparatives.</i> Page 24</p> <p>Project: Make a racing car. Page 25</p> <p>Let's review <i>Units 1 and 2</i> Page 26-29</p> <p>Develop the workbook activities Units 1-2.</p>	<p>Look, read and mark True or False. Choose two cars and write your own True sentences. Complete the crossword puzzle.</p> <p>Phonics: <i>Short and long vowel review.</i> Listen and label the pictures. Write the words in the correct column.</p> <p>Episode 2: Listen and read the story Jack and the Beanstalk. <i>Unscramble the letters and complete the sentences.</i> <i>Circle and correct the words</i> <i>Write sentences using the prompts.</i></p> <p>Read the grammar box and explain how to from the Present Continuous, Present Simple and comparatives. <i>Read the sentences and write if the sentences refer to Present Continuous or Present Simple.</i> <i>Complete the sentences with the comparative adjectives.</i></p> <p>Develop the Project: Make a racing car.</p> <p>Complete the information about you. Write four things in your schoolbag and four things in your lunchbox. Write the colors. Count and write how many candles. Listen and match the people to the cakes. Look, listen and complete sentences. Look at the pictures and write answers. Complete the table using the correct comparative. Look at the pictures and circle the correct statements. Listen and check.</p>
<p>Week 5</p>	<p>First written evaluation Units 1-2</p>	<p>It will be applied the fourth oral and written evaluation including all skills.</p>



	<p>First oral evaluation Units 1-2</p> <p>UNIT 3 OUR TOWN</p> <p>Lesson A <i>Listening and vocabulary about places in the town. Page 30</i></p> <p>Lesson B <i>Listening, singing and grammar: Simple Present affirmative, negative and interrogative form. Vocabulary: Occupations Page 32</i></p> <p>Lesson C <i>Vocabulary about occupations and wh. Questions in Simple Present Page 34</i></p>	<p>Listen and point the different places in a town. Match the parts of the sentences. Talk about the places in your town or city with a classmate. Match the places and vehicles. Social studies Zone: Finding things in the library. Put the books in the alphabetical order by the author's last name. Put the DVDs in the alphabetical order by the first word in the title.</p> <p>Listen and number the pictures using vocabulary about occupations. Listen and sing a song to practice occupations. Complete the sentences using places. Write about you. Ask your classmates about what they want to be in the future. Look at the pictures and write sentences.</p> <p>Match the workers and the things they use. Listen, read and answer about the description of different kind of occupations. Look at the workers. Answer the questions. Play a guessing game with your classmates. Health Zone: Protective clothing. Circle the protective clothing for the workers.</p>
Week 6	<p>Lesson D <i>Grammar: Prepositions between, behind, in front of. Page 36</i></p>	<p>Look at the map and complete the sentences using the prepositions: between, behind, in front of. Look at the map and circle the correct words.</p>



Universidad del
Nariño

CENTRO DE IDIOMAS

**SYLLABUS FOR THE ENGLISH COURSES OFFERED BY
THE LANGUAGE CENTRE TO THE GENERAL PUBLIC**

Código: CID-PRS-PG-01

Página: 25 de 70

Versión: 2

Vigente a partir de: 02/02/2015

	<p>Phonics: <i>Beginning consonant blends</i> Page 37</p> <p>Lesson E <i>Reading</i> Page 38</p> <p>Lesson F <i>Grammar: Simple Present and Prepositions.</i> Page 40</p> <p>Project: <i>Jobs at our school</i> Page 41</p>	<p>Phonics: <i>Beginning consonant blends.</i> Listen and circle the beginning consonant blend. Circle the consonant blend at the beginning of each word. Listen and write the blend to complete the words.</p> <p>Episode 3: Listen and read the story Jack and the Beanstalk. Read and mark True or False Circle the correct words. Find the magic beans. Complete the sentences.</p> <p>Read the grammar box and practice Simple Present affirmative form and prepositions of place. Complete the sentences using the prompts Complete the sentences using the correct preposition.</p> <p>Develop the Project: <i>Jobs at our school</i></p>
<p>Week 7</p>	<p>UNIT 4 SPORTS TIME!</p> <p>Lesson A <i>Listening and Grammar:</i> <i>Modal verb Can</i> Page 42</p> <p>Lesson B <i>Listening and grammar:</i> <i>Modal verb Can.</i> Page 44</p>	<p>Listen and write the names. Listen again and mark what Tim Can and Can't do. Complete Tim's email. Complete the sentences using Can or Can't. Health Zone: Ball Sports. Match the balls to the sports.</p> <p>Listen, read and circle the correct word. Listen and complete the rules. Match them to the sport. Read the rules and answer the questions.</p>



Universidad del
Nariño

CENTRO DE IDIOMAS

**SYLLABUS FOR THE ENGLISH COURSES OFFERED BY
THE LANGUAGE CENTRE TO THE GENERAL PUBLIC**

Código: CID-PRS-PG-01

Página: 26 de 70

Versión: 2

Vigente a partir de: 02/02/2015

	<p>Lesson C <i>Listening, singing and vocabulary: Telling the time.</i> Page 46</p>	<p>Look at the pictures and write three dodgeball rules. Ask a classmate about the rules in a sport.</p> <p>Listen and sing a son to practice different types of sport. Listen and complete the sentences about sports. Math Zone: Telling the time. Look at the clock and draw the correct time.</p>
Week 8	<p>Lesson D <i>Listening and vocabulary: ordinal Numbers</i> Page 48</p> <p>Phonics: Three- Letter consonant blends and T W Page 49</p> <p>Lesson E <i>Reading</i> Page 50</p> <p>Lesson F <i>Grammar: Modal verb Can and cardinal and ordinal numbers.</i> Page 52</p> <p>Project: Design a team T-shirt. Page 53</p>	<p>Listen and match the words and numbers. Look at the winners and complete the sentences. Listen and write the score.</p> <p>Phonics: Three- Letter consonant blends and T W (scr / spl / spr/ str / tw) Listen and circle the beginning consonant blends. Complete the words with the correct consonant blend. Write the correct consonant blend in the circle and complete the word.</p> <p>Episode 4: Listen and read the story Jack and the Beanstalk. Read the sentences and circle the correct words. Write the ordinal numbers to tell the order of the story.</p> <p>Read the grammar box and practice how to use the modal verb can and the cardinal and ordinal numbers. Read the rules and circle the correct words. Complete the table with cardinal or ordinal numbers.</p> <p>Develop the Project: Design a team T- shirt.</p>



Universidad del
Nariño

CENTRO DE IDIOMAS

**SYLLABUS FOR THE ENGLISH COURSES OFFERED BY
THE LANGUAGE CENTRE TO THE GENERAL PUBLIC**

Código: CID-PRS-PG-01

Página: 27 de 70

Versión: 2

Vigente a partir de: 02/02/2015

	<p>Let's review <i>Units 3 and 4</i> <i>Page 54-57</i></p> <p>Develop the workbook activities Units 3-4</p>	<p><i>Label the workers. Match the workers to their work place.</i> <i>Read and complete the sentences. Color the things the workers use.</i> <i>Look at the pictures and circle the correct answer. Complete the questions to the teacher.</i> <i>Listen, read and complete the table.</i> <i>Read and mark ability (A) or Permission (P).</i> <i>Read the schedule and answer the questions.</i> <i>Put the ordinal numbers in order.</i></p>
<p>Week 9</p>	<p>Second written evaluation Units 3-4 Second oral evaluation Units 3-4</p> <p>UNIT 5 IT'S A BEAUTIFUL WORLD</p> <p>Lesson A <i>Listening and grammar:</i> <i>There was- there were</i> <i>Page 58</i></p> <p>Lesson B <i>Listening, singing and grammar: Regular Verbs in past.</i> <i>Page 60</i></p> <p>Lesson C <i>Listening and vocabulary:</i> <i>numbers 1-100</i> <i>Page 62</i></p>	<p>It will be applied the second oral and written evaluation including all skills.</p> <p>Listen, read and match the descriptions to the pictures. Read the questions and circle the correct answers. Ask a classmate questions using there was- there were. Science Zone: Millions of the years ago. Draw a picture of Earth millions of years ago.</p> <p>Listen and sing a song to practice regular verbs in past. Complete the sentences about yesterday. Talk about yesterday with your classmate. Listen, read and number the pictures in order.</p> <p>Listen, chant, and trace the number words. Write the missing numbers. Say them to a classmate. Write the numbers. Science Zone: Directions on the compass. Draw a map of your school. Show north, south,</p>



Universidad del
Nariño

CENTRO DE IDIOMAS

**SYLLABUS FOR THE ENGLISH COURSES OFFERED BY
THE LANGUAGE CENTRE TO THE GENERAL PUBLIC**

Código: CID-PRS-PG-01

Página: 28 de 70

Versión: 2

Vigente a partir de: 02/02/2015

		east and west on the map.
Week 10	<p>Lesson D <i>Listening and vocabulary: close/near, far-left-right. Irregular verbs in past. Page 64</i></p> <p>Phonics: ending consonant blends <i>Page 65</i></p> <p>Lesson E <i>Reading Page 66</i></p> <p>Lesson F <i>Grammar: Simple Past of the verb to be. Page 68</i></p> <p>Project: Clay Landscapes <i>Page 69</i></p>	<p>Listen and circle the correct words. Listen and look at the map to complete the sentences using irregular verbs in past.</p> <p>Phonics: ending consonant blends (ft / ld/ lt/ mp / nk / nt / sk /st). Listen and label the pictures. Circle the ending consonant blends. Listen. Underline the words ending with-sk. Circle the words ending with st.</p> <p>Episode 5: Listen and read the story Jack and the Beanstalk. Label the pictures and complete the sentences. Circle the giant's snack. Read and circle yes or no.</p> <p>Read the grammar box and explain how to form the Simple Past of the verb to be. Complete with the correct form of the verb to be. Complete the sentences using the prompts.</p> <p>Develop the Project: Clay Landscapes</p>
Week 11	<p>UNIT 6 PEOPLE AND PLACES</p> <p>Lesson A <i>Vocabulary: Countries and the verb was born Page 70</i></p>	<p>Listen and match the countries and flags to the students. Complete the sentences using the verb was born. Listen and complete the puzzle. Complete the sentences using Countries. Ask your classmates where they were born.</p> <p>Social Studies Zone: Continents on</p>



Universidad del
Nariño

CENTRO DE IDIOMAS

**SYLLABUS FOR THE ENGLISH COURSES OFFERED BY
THE LANGUAGE CENTRE TO THE GENERAL PUBLIC**

Código: CID-PRS-PG-01

Página: 29 de 70

Versión: 2

Vigente a partir de: 02/02/2015

	<p>Lesson B <i>Listening, vocabulary: Months of the year Wh. Questions using the verb Was born and Countries. Page 72</i></p> <p>Lesson C <i>Listening and vocabulary: seasons Page 74</i></p>	<p>Earth. Answer the questions.</p> <p>Listen, sing and underline the months. Talk to your classmates about the month they were born. Read and answer the questions using the verb was born and Countries. Math Zone: Birthdays: Do a class survey. Look at the results. Answer the questions.</p> <p>Listen, sing and circle the seasons. Complete the sentences with the seasons. Ask a classmate about the seasons. Listen and complete the table using seasons and months of the year. Math Zone: Measuring temperature. Write the temperature. Circle hot or Cold.</p>
<p>Week 12</p>	<p>Lesson D <i>Listening and vocabulary: Capital cities. Page 76</i></p> <p>Phonics: Silent Consonants <i>Page 77</i></p> <p>Lesson E <i>Reading Page 78</i></p> <p>Lesson F <i>Grammar: verb to be born Page 80</i></p> <p>Project: Flags of the world. <i>Page 81</i></p> <p>Let's review</p>	<p>Listen and write the capital cities. Write sentences. Use capital letters for the country names and the city names. Ask your classmate about capital cities.</p> <p>Phonics: Silent Consonants (kn / wr / gh) <i>Listen and complete the words. Complete the sentences. Read and answer the silly questions</i></p> <p>Episode 6: Listen and read the story Jack and the Beanstalk. Complete the information about Jack. Label the pictures. Put the events in the story in order. Read and mark True or False.</p> <p>Read the grammar box about the verb to be born and Capital Letters. Complete the sentences using the verb to be born. Circle all the words that need capital letters. Develop the Project: Flags of the world.</p> <p>Listen, read and mark True or False.</p>



	<p><i>Units 5 and 6</i> <i>Page 82-84</i></p> <p>Develop the workbook activities Units 5-6</p>	<p>Correct the false sentences. Unscramble the words and write sentences. Draw a picture of what you did last summer. Write two sentences. Write the number words and numbers. Look at the map and complete the directions. Unscramble the letters. Match the seasons to the pictures. Answer the questions about seasons, weather and clothes.</p>
Week 13	<p>Third written evaluation Units 5-6 Third oral evaluation Units 5-6</p> <p>UNIT 7 FEELINGS AND SENSES</p> <p>Lesson A <i>Listening and Vocabulary:</i> <i>feelings</i> <i>Page 86</i></p> <p>Lesson B <i>Listening, vocabulary:</i> <i>Senses, tastes and textures</i> <i>Page 88</i></p> <p>Lesson C <i>Listening and Vocabulary:</i> <i>Regular and Irregular verbs</i></p>	<p><i>It will be applied the Third oral and written evaluation including all skills.</i></p> <p>Listen and point to the pictures. Label the pictures. Match the feelings and what to do. Write the opposites and complete the sentences using vocabulary about feelings. Read and complete the sentences using vocabulary about feelings. Play a feeling guessing game with your classmates. <i>Health Zone: Six ways to be healthy and happy.</i> Write something that makes you laugh. Write a hobby that you like to do.</p> <p>Listen and sing a song to practice senses and tastes. Match the senses to the parts of the body and complete the sentences. Listen and label the pictures. Listen and write what you hear. Listen and match the opposites. Ask your classmates about things in the classroom.</p> <p>Listen and number the pictures. Listen and complete the sentences. Read Kate's diary and mark True or False. Read and complete the sentences about</p>



Universidad del
Nariño

CENTRO DE IDIOMAS

**SYLLABUS FOR THE ENGLISH COURSES OFFERED BY
THE LANGUAGE CENTRE TO THE GENERAL PUBLIC**

Código: CID-PRS-PG-01

Página: 31 de 70

Versión: 2

Vigente a partir de: 02/02/2015

	<i>in Past Simple. Page 90</i>	yesterday. Complete the table.
Week 14	<p>Lesson D <i>Listening and vocabulary: verbs tasted, touched, saw, heard, smelled, felt. Page 92</i></p> <p>Phonics: Vowels followed B Y R <i>Page 93</i></p> <p>Lesson E <i>Reading Page 94</i></p> <p>Lesson F <i>Grammar: Simple past using regular and irregular verbs and adjectives. Page 96</i></p> <p>Project: Feeling masks <i>Page 97</i></p>	<p>Listen and complete the sentences using the verbs <i>tasted, touched, saw, heard, smelled, felt</i>.</p> <p>Social Studies Zone: Meat. Match the animals and the meat.</p> <p>Phonics: Vowels followed B Y R (ar / er / ir/ ou /ur) <i>Listen to the vowel sounds. Circle the letters you hear. Listen and write the words in the correct column. Use the words from the table to complete the sentences.</i></p> <p>Episode 7: Listen and read the story Jack and the Beanstalk. Circle the correct word. Write sentences using senses. Complete the sentences using feelings.</p> <p>Read the grammar box and explain how to form sentences using regular and irregular verbs. Rewrite the sentences in the simple past.</p> <p>Develop the Project: Feeling masks</p>
Week 15	<p>UNIT 8 TALKING ABOUT FOOD</p> <p>Lesson A <i>Vocabulary about food, likes and dislikes Page 98</i></p>	<p>Listen and mark yes or no in the table. Listen again, read and mark True or False. Talk with a classmate about likes and dislikes using vocabulary about food. Ask three classmates and complete the sentences.</p> <p>Math Zone: Ice-cream flavors. Draw a graph to show the results.</p>



	<p>Lesson B <i>Vocabulary and grammar: Comparatives</i> Page 100</p> <p>Lesson C <i>Listening and Vocabulary: Food and some- any.</i> Page 102</p>	<p>Listen, look at the menu and write Tony's order and write the prices and the total. Look at the menu and compare prices. Circle the correct words. Talk about the menu with a classmate. Math Zone: Money. Look at the American dollars and cents. Answer the questions.</p> <p>Listen and mark the shopping list and complete the sentences using some and any. Make a shopping list with a classmate. Talk about your list. Health Zone: Healthy eating. Write two examples of each kind of food.</p>
<p>Week 16</p>	<p>Lesson D <i>Listening, vocabulary and Grammar: How much- How many.</i> Page 104</p> <p>Phonics: Vowel Pairs Page 105</p> <p>Lesson E <i>Reading</i> Page 106</p> <p>Lesson F <i>Grammar: Comparatives, some – any, How much – how many.</i> Page 108</p> <p>Project: Around the world menu.</p>	<p>Listen and write the quantities. Complete the questions using how much- how many. Listen again and number the pictures in order.</p> <p>Phonics: Vowel Pairs (Oo /ew/ au/ aw/ ea). <i>Listen and mark the words with the same sound. Circle the vowel pairs.</i></p> <p>Episode 8: Listen and read the story Jack and the Beanstalk. Read and circle the correct picture. Read and mark True and False. Write a sentence about the story. Circle the word for your opinion.</p> <p>Read the grammar box and check <i>Comparatives, some – any, How much – how many</i>. Read and complete the sentences using comparatives and any- some- much-many</p> <p>Develop the Project: Around the world menu.</p>



Universidad del
Nariño

CENTRO DE IDIOMAS

**SYLLABUS FOR THE ENGLISH COURSES OFFERED BY
THE LANGUAGE CENTRE TO THE GENERAL PUBLIC**

Código: CID-PRS-PG-01

Página: 33 de 70


Versión: 2

Vigente a partir de: 02/02/2015

	<p><i>Page 109</i></p> <p>Let´s Review <i>Units 7 and 8</i> <i>Page 110- 114</i></p> <p>Develop the workbook activities Units 7-8</p>	<p><i>Unscramble the letters and match the feelings to the pictures.</i></p> <p><i>Complete the sentences with the simple past of the verbs. Circle the answers and tell your classmates.</i></p> <p><i>Complete the sentences using some- any.</i></p> <p><i>Write sentences with your information</i></p> <p><i>Compare the kings. Write the difference you see.</i></p>
Week 17	<p>Fourth written evaluation <i>Units 7-8</i></p> <p>Fourth oral evaluation <i>Units 7-8</i></p> <p>Check grades with each student.</p> <p>Register grades and print the original report.</p>	<p>It will be applied the fourth oral and written evaluation including all skills.</p>

COMPLEMENTARY ACTIVITIES

Learners will have laboratory classes where they will have the opportunity to explore, learn and practice the four skills specially listening and they will have fun playing some games on line. They will develop outdoor activities and they will practice vocabulary through games. This is a great way to become motivated and use the target language meaningfully.

 Universidad del Nariño	CENTRO DE IDIOMAS SYLLABUS FOR THE ENGLISH COURSES OFFERED BY THE LANGUAGE CENTRE TO THE GENERAL PUBLIC	Código: CID-PRS-PG-01
		Página: 34 de 70
		Versión: 2
		Vigente a partir de: 02/02/2015

**UNIVERSITY OF NARIÑO
LANGUAGE CENTER
LEVEL: CHILDREN III
HOURS PER WEEK: 8 HOURS
TOTAL OF HOURS: 120**

COURSE DESCRIPTION

This is the last course for children. In this final part the main focus is to continue motivating students to learn English following a wide set of activities including listening stories and playing games. Moreover, learners will continue enhancing the four skills: listening, reading, writing and speaking. They will communicate using the vocabulary according to their age and the vocabulary practice along the first, second and third level. The lessons are based on a wide variety of topics, which draw on the students' own knowledge and also their need to learn about the world. The topics are carefully chosen to be relevant to the students' age and interests, ranging from, for example, work at home, party plans, desert journeys and other. This variety is motivating in both the short term and the long one. Keeping students focus and enthusiastic about learning through the classes. Besides, two or more lessons in each unit include a section related to one of these content areas: Social studies, math, art, or drama. These activities require students to use their general knowledge and skills and will help them develop critical thinking skills while practicing English. Also, students will have phonic lessons which cover both individual sounds and longer aspects of pronunciation, leading to greater awareness of the way English is spoken and to an improvement in the students' own pronunciation.


COURSE OBJECTIVE

At the end of the course students will be able to communicate at a basic level putting into practice the vocabulary and grammar learned through the course. Learners could establish conversations in different places and with different audiences and therefore, increase their level of proficiency.

SPECIFIC OBJECTIVES

At the end of the course the students will be able to:

-) Give and ask for personal information
-) Talk about their favourite leisure activities
-) Talk about likes and dislikes
-) Understand short tales
-) Talk about the weather and the rainforest
-) Pronounce English words, phrases and sentences intelligibly.

 Universidad del Nariño	CENTRO DE IDIOMAS SYLLABUS FOR THE ENGLISH COURSES OFFERED BY THE LANGUAGE CENTRE TO THE GENERAL PUBLIC	Código: CID-PRS-PG-01
		Página: 35 de 70
		Versión: 2
		Vigente a partir de: 02/02/2015

METHODOLOGY

The focus of this course is mainly communicative with a great blended component. In that sense, learners will have several opportunities to use the target language (in different situations and for different purposes) being able to choose the appropriate vocabulary and grammar structures to tackle each situation. Additionally, Students will have audio sessions in the laboratory to practice the listening skill as well as reading exercises in order to enhance fluency. All these exercises will be done with the purpose of creating a meaningful learning environment in which learners feel engaged in their learning process. Also, The methodology will be mainly communicative and it is required that the teacher is prepared to assist students in all activities they need. The course will have a variety of activities and it will be necessary to have **phonic lessons** to improve pronunciation, build vocabulary and improve students' ability to understand, analyze, and create their own language. Also, students will be able to have a section called **Episode Story**, the fifth lesson of each unit resolves around an episode of an on-going, self-contained story. Those lessons offer reading comprehension, consolidation of language structures, vocabulary expansion, and the opportunity for students to build literacy in a controlled way. Each unit includes a variety of catchy songs, most specially written for the series too. The last lesson of every unit includes a grammar summary with explanations of the structures learned in the unit and exercises that revisit this grammar. Besides, each unit concludes with a **project**, in which students are asked to create something real. To learn a second language is also to have fun and for that reason games are a very useful tool in the classroom. Each unit has games which have questions and tasks that recycle the vocabulary and grammar covered in each unit. Each two units students will have to develop a review where they will reinforce knowledge.

COURSE MATERIAL


Margarita Prieto and Simon Betterton, Learning Zone 3, McGraw Hill Education. Second Edition 2014.

GRADING INFORMATION AND CRITERIA

Students will participate in class in different activities such as reading comprehension, role plays, written exercises, written and oral exams. If a class is missed then it is the responsibility of the student to catch up with the last class. If an evaluation is missed the grade will be zero except for those who have health problems and present a written permission- For that reason, all the tests will be scheduled in advanced.

The final grade for the course is established as follows:

First oral and written exam units 1-2. (Includes all the skills)	10%
Second oral and written exam units 3-4. (Includes all the skills)	10%
Third oral and written exam units 5-6. (Includes all the skills)	10%

 Universidad del Nariño	CENTRO DE IDIOMAS SYLLABUS FOR THE ENGLISH COURSES OFFERED BY THE LANGUAGE CENTRE TO THE GENERAL PUBLIC	Código: CID-PRS-PG-01
		Página: 36 de 70
		Versión: 2
		Vigente a partir de: 02/02/2015

Fourth oral and written exam units 7-8. (Includes all the skills)	10%
Complementary activities as class work, quizzes, oral presentations, etc.	60%

GOALS OF EACH UNIT

Unit one: At the Shopping Mall

Specific Objective: At the end of the unit learners will be able to talk about how often they go shopping and what they buy. Also, they will be able to describe how people look like. They will describe the activities using **Past Continuous and Simple Past, adverbs of frequency** and the modal verb **Should** for advice.

Unit two: Work at Home

Specific Objective: At the end of the unit learners will be able to talk about all the chores they do at home using the verbs **have to, do** and **make**.

Unit three: Party Plans

Specific Objective: At the end of the unit learners will be able to talk about all the things they need to do and to buy to prepare a party. They will plan a party using **going to**.

Unit four: The best Party!

Specific Objective: At the end of the unit learners will be able to describe how a special occasion was celebrated for example their birthday, anniversary, wedding, etc. It will be necessary to use **superlatives and reflexive pronouns**.

Unit Five: A Desert Journey

Specific Objective: At the end of the unit learners will be able to describe and talk about their favorite movie using **Simple Past regular and irregular verbs**.

Unit Six: Rain Forest Adventures

Specific Objective: At the end of the unit learners will be able to talk about experiences they have had in the forest. They will use **Simple Past irregular Verbs** and the modal verb **should**.

Unit Seven: Wonderful Words

Specific Objective: At the end of the unit learners will be able to describe and talk about their favorite novels, plays and poems using different **adjectives and adverbs of manner**.

Unit Eight: Beautiful Things

Specific Objective: At the end of the unit learners will be able to talk about beautiful things like jewelry, clothes and describe the material they are made of using **Passive and Active voice**.



Universidad del
Nariño

CENTRO DE IDIOMAS

**SYLLABUS FOR THE ENGLISH COURSES OFFERED BY
THE LANGUAGE CENTRE TO THE GENERAL PUBLIC**

Código: CID-PRS-PG-01

Página: 37 de 70

Versión: 2

Vigente a partir de: 02/02/2015

WEEKS	AIM	WHAT THE STUDENTS ARE DOING
Week 1	<p>UNIT 1 AT THE SHOPPING MALL</p> <p>Lesson A <i>Listening and reading</i> Page 2 Listening for specific information</p> <p>Lesson B <i>Listening and completing questions</i> Page 4</p> <p>Lesson C <i>Listening and reading the advice</i> Page 6</p>	<p>Listen and read. Circle Lily's picture. Reading comprehension about Lily. Complete the form for a missing friend Listen and sing a song. Play I Spay with your classmates.</p> <p>Talk about Beth and Lily with a classmate Learn about some places. Use and practice using frequency adverbs Answer some questions about Lily. Social Studies Zone: Know your stores. Write the store to buy these things.</p> <p>Read the quiz and Listen the correct advice. Read the letters and complete the descriptions. Language Arts Zone: Writing a thank you letter</p>
Week 2	<p>Lesson D <i>Reading and matching the text and pictures.</i> Page 8</p> <p>Phonics review Page 9</p> <p>Lesson E <i>Reading and Listening a story</i> Page 10</p>	<p>Read the text and number the paragraphs in order. Read and match the text and pictures</p> <p>Listen and write the blend to complete the word. Listen and label de pictures. Circle the correct word. Listen to the words and circle the blend you hear.</p> <p>Episode 1: Listen and read the story “ The Hunt for the Ibis Tomb”. Take the quiz and complete the sentences. Answer the questions. Read and mark true or False</p>



Universidad del
Nariño

CENTRO DE IDIOMAS

**SYLLABUS FOR THE ENGLISH COURSES OFFERED BY
THE LANGUAGE CENTRE TO THE GENERAL PUBLIC**

Código: CID-PRS-PG-01

Página: 38 de 70

Versión: 2

Vigente a partir de: 02/02/2015

	<p>Lesson F <i>Grammar Past continuous and Simple Past</i> Page 12</p> <p>Project: “reduce, reuse, recycle poster”. Page 13</p>	<p>Grammar explanation past Continuous and Simple Past. Circle the correct words. Write the advice word. Complete the definitions (usually, always, never, sometimes).</p> <p>Develop the Project: “reduce, reuse, recycle poster”.</p>
<p>Week 3</p>	<p>UNIT 2 WORK AT HOME</p> <p>Lesson A <i>Listening and reading</i> Page 14</p> <p>Lesson B <i>Listening and singing</i> Page 16</p> <p>Lesson C <i>Reading</i> Page 18</p>	<p>Listen, read, and number what they did in order. Organize a paragraph in a correct order. Complete the sentences according to the picture. Listen and number the rooms with the correct name. Write sentences about where the things belong. Talk to a classmate about the things they have in a bedroom or in a house. Math Zone: How big is your room?</p> <p>Listen, sing and point the chorus. Listen and mark what each person has to do. Complete the sentences by writing the letters. Ask classmates about their chores. Write the information and make a list of chores.</p> <p>Organize the sentences and read the information about how to clean your room. Read the daily and weekly cleaning schedules. Label the photos. Health Zone: “Keep germs away”. Write two ways you can get germs.</p>



Universidad del
Nariño

CENTRO DE IDIOMAS

**SYLLABUS FOR THE ENGLISH COURSES OFFERED BY
THE LANGUAGE CENTRE TO THE GENERAL PUBLIC**

Código: CID-PRS-PG-01

Página: 39 de 70

Versión: 2

Vigente a partir de: 02/02/2015

<p>Week 4</p>	<p>Lesson D <i>Listening</i> Page 20</p> <p>Phonics: Three- letter consonant blends (scr / spl / spr / str) Page 21</p> <p>Lesson E <i>Reading and Listening a story</i> Page 22</p> <p>Lesson F <i>Grammar: verbs have to, make, do.</i> Page 24</p> <p>Project: "Your dream garden". Page 24</p> <p>Let´s review <i>Units 1 and 2</i> Page 26</p>	<p>Listen and complete the conversation about breakfast time. Interview the classmates about what they do or make in their house every day.</p> <p>Phonics: Three- letter consonant blends (scr / spl / spr / str) Listen and complete the words with the blends. Write the word that completes each sentence.</p> <p>Episode 2 : Listen and read the story “ The Hunt for the Ibis Tomb”. Circle the correct answer Label the pictures. Write three things Savvy and her father did. Answer the questions about the story. Find three kinds of food that people eat in Egypt.</p> <p>Write the sentences with the correct form of Have to using the prompts. Do a project: "Your dream garden".</p> <p>Develop the Project: "Your dream garden".</p> <p>Listen and read the descriptions. Write the names. Match the sentences and the stores. Match the advice and pictures. Complete the sentences using the words: Polite, brave, helpful, friendly and king. Complete the sentences and match them to the pictures. Complete the chore table with the correct words.</p>
----------------------	---	---



	Develop the workbook activities Units 1-2	
Week 5	<p>First written evaluation</p> <p>First oral evaluation</p> <p>UNIT 3 PARTY PLANS</p> <p>Lesson A <i>Listening and reading</i> Page 30</p> <p>Lesson B <i>Listening and singing</i> Page 32</p> <p>Lesson C <i>Listening</i> Page 34</p>	<p>It will be applied the second oral and written exam.</p> <p>Listen, read and list four things people usually do at birthday parties. Read the birthday traditions and complete the sentences. Ask your classmates about parties. Social Studies: Relatives and friends. Write R for relative and F for friend.</p> <p>Listen, sing and circle the different kinds of music. Match the words and meanings Plan a party with a classmate. Language Arts: Writing and invitation. Make plans for a party you want to have. Write and decorate an invitation.</p> <p>Listen to the recipe ingredients and write the quantities. Match the questions and answers. Listen and mark what they have. Listen again and write the ingredients they need to buy. Math Zone: Cooking measurements. Number the teaspoons from smallest to largest. Label them.</p>
Week 6	<p>Lesson D <i>Listening</i> Page 36</p> <p>Phonics: Silent Consonants. Page 37</p>	<p>Listen and complete the instructions using vocabulary about following recipes.</p> <p>Listen and Underline the word that matches the picture. Circle the silent letter or letters in the word.</p>



Universidad del
Nariño

CENTRO DE IDIOMAS

**SYLLABUS FOR THE ENGLISH COURSES OFFERED BY
THE LANGUAGE CENTRE TO THE GENERAL PUBLIC**

Código: CID-PRS-PG-01

Página: 41 de 70

Versión: 2

Vigente a partir de: 02/02/2015

	<p>Lesson E <i>Reading and Listening a story</i> Page 38</p> <p>Lesson F <i>Grammar: The infinitive and going to.</i> Page 40</p> <p>Project: Rainbow fruit salad Page 41</p>	<p>Episode 3: Listen and read the story “ The Hunt for the Ibis Tomb”. Circle the correct answers. Number the pictures in the correct order. Complete the email.</p> <p>Read the grammar explanation box. Write sentences using the prompts applying the infinitive. Match the part of the sentences.</p> <p>Develop the Project: Rainbow fruit salad</p>
<p>Week 7</p>	<p>UNIT 4 THE BEST PARTY!</p> <p>Lesson A Listening and grammar Checking adjectives Superlatives Simple Past with verb to be and regular and irregular verbs Page 42</p> <p>Lesson B Grammar using Simple Past with verb to be and regular and irregular verbs. Page 44</p> <p>Lesson C <i>Listening and reading</i> <i>Past simple</i> Page 46</p>	<p>Listen, sing and underline the adjectives. Write in the spaces the missing adjectives. Listen, read and complete the sentences using superlatives. Complete the sentences with the correct form of the adjectives.</p> <p>Read the sentences and match them to the pictures. (Regular and irregular verbs in past) Listen, read and complete the sentences. Ask a classmate. Language Arts: Diaries. Write a diary entry about what happened to you today.</p> <p>Listen, read and number the pictures in order. Complete the sentences according to the e-mail. Listen and mark the correct picture. Talk about plans with a friend. Social Studies Zone: Tourist attractions. Write the name of the tourist attraction.</p>



Universidad del
Nariño

CENTRO DE IDIOMAS

**SYLLABUS FOR THE ENGLISH COURSES OFFERED BY
THE LANGUAGE CENTRE TO THE GENERAL PUBLIC**

Código: CID-PRS-PG-01

Página: 42 de 70

Versión: 2

Vigente a partir de: 02/02/2015

<p>Week 8</p>	<p>Lesson D <i>Grammar “going to”</i> <i>Page 48</i></p> <p>Phonics: <i>Short and long vowel sounds.</i> <i>Page 49</i></p> <p>Lesson E <i>Listening and reading</i> <i>Page 50</i></p> <p>Lesson F <i>Grammar: Superlative adjectives.</i> <i>Page 52</i></p> <p>Project <i>Page 53</i></p> <p>Let’s review <i>Units 3 and 4</i> <i>Page 54-57</i></p> <p>Develop the workbook activities Units 4-5</p>	<p>Match the questions and answers (going to). Listen, look at the map, and mark the places. Talk to a classmate about your plans.</p> <p>Listen and write words in the correct column. Listen and label the pictures.</p> <p>Episode 4: Listen and read the story “ The Hunt for the Ibis Tomb”. Read the story and mark True or False. Read the story and match the questions and answers. Number the events in the story in order. Find words in the story to match the definitions.</p> <p>Read the grammar box about superlative adjectives. Complete the sentences using the correct superlative form. Complete the sentences with the correct form of the adjectives.</p> <p>Develop the Project: A Special Scrapbook</p> <p>Number the dialog in order. Listen and check. Write and decorate the invitation to Grandma’s Party. Read and Mark the things people usually do at a birthday party. Write questions for the answers. Number the recipe in order. Complete the sentences. Circle the correct form of the adjectives. Listen and check.</p>
<p>Week 9</p>	<p>Second written evaluation</p>	<p>It will be applied the second oral and</p>



	<p>Second oral evaluation</p> <p>UNIT 5 A DESERT JOURNEY</p> <p>Lesson A <i>Listening, singing and vocabulary.</i> Page 58</p> <p>Lesson B <i>Listening and reading (verbs in past)</i> Page 60</p> <p>Lesson C <i>Listening , vocabulary and writing.</i> Page 62</p>	<p>written exam.</p> <p>Match the words and meanings about nature vocabulary. Listen, sing and point to the animals and places. Listen, read and circle the correct answers about the paragraph. Science Zone: Hot and Cold Deserts. Label these hot desert plants and animals. Find three cold desert animals.</p> <p>Listen, read and complete the sentences using verbs in past. Read and mark True or False according to the reading. Talk about the movie with a classmate. Language Arts Zone: Similes. Write four Similes.</p> <p>Match the words and meanings. Listen and number the pictures in order. Read the movie endings and circle the one you like best. Talk about the endings with a classmate. Write a new ending to the movie. Science Zone: Camels. Draw lines to the parts of the camel's body.</p>
<p>Week 10</p>	<p>Lesson D <i>Listening and reading</i> Page 64</p> <p>Phonics: Vowels Pairs Page 65</p>	<p>Listen, read, and underline the different kinds of movies. Label the posters with the kind of movie. Ask your classmates about the kind of movies they like.</p> <p>Listen and write the words in the correct column. Listen and label the pictures. Circle the vowel pairs. Listen and write the words. Circle the vowel pairs. Read the definitions and complete the words with ou or ow.</p>



Universidad del
Nariño

CENTRO DE IDIOMAS

**SYLLABUS FOR THE ENGLISH COURSES OFFERED BY
THE LANGUAGE CENTRE TO THE GENERAL PUBLIC**

Código: CID-PRS-PG-01

Página: 44 de 70

Versión: 2

Vigente a partir de: 02/02/2015

	<p>Lesson E <i>Reading comprehension:</i> "Read the story the Hunt for the Ibis Tomb". Page 66</p> <p>Lesson F <i>Grammar Regular and Irregular verbs</i> Page 68</p> <p>Project Page 69</p>	<p>Episode 5: Listen and read the story " The Hunt for the Ibis Tomb". Correct the information about the story. Look and label the hieroglyphs.</p> <p>Read the grammar box about regular and irregular verbs. Look at the verbs and write if they are regular or irregular. Complete the conversation using regular and irregular verbs.</p> <p>Develop the Project: A movie storyboard</p>
<p>Week 11</p>	<p>Unit 6 Rain Forest Adventurers</p> <p>Lesson A <i>Listening, reading and grammar.</i> Page 70</p> <p>Lesson B <i>Listening, singing and vocabulary.</i> Page 71</p> <p>Lesson C <i>Vocabulary about insects</i> Page 74</p>	<p>Listen, read and complete the email using the verbs in past. (Regular and irregular verbs). Match the sentences and pictures. Ask questions about Paul's trip to the Amazon rain forest. Listen and label the photographs. Science Zone: Rain forests and the air we breathe. Label the diagram with oxygen, carbon, dioxide and sunlight.</p> <p>Listen, sing, and circle the names of the bugs. Read, look and answer the questions. (Parts of an insect). Look at the pictures. Write I for insect and A for Arachnid. Listen and number the paragraphs in order. Complete the butterfly life cycle.</p> <p>Read the report and number the paragraphs in order. Circle the best conclusion for the report. Mark the best title for the report.</p>



Universidad del
Nariño

CENTRO DE IDIOMAS

**SYLLABUS FOR THE ENGLISH COURSES OFFERED BY
THE LANGUAGE CENTRE TO THE GENERAL PUBLIC**

Código: CID-PRS-PG-01

Página: 45 de 70

Versión: 2

Vigente a partir de: 02/02/2015

		<p>Tell a classmate good and bad things about insects.</p> <p>Language Arts Zone: Writing a report. Think of an insect or arachnid you want to research and write about. It.</p>
Week 12	<p>Lesson D <i>Grammar Modal verb should</i> Page 76</p> <p>Word studies: Compound Words. Page 77</p> <p>Lesson E Reading comprehension: “Read the story the Hunt for the Ibis Tomb”. Page 78</p> <p>Lesson F Grammar- Past of irregular verbs Use of modal verb Should.</p> <p>Project Page 81</p> <p>Let’s review <i>Units 5 and 6</i> Page 82-85</p> <p>Develop the workbook activities Unit 5 and 6</p>	<p>Listen, read and answer the questions. Modal verb should. Read and match the pictures.. Talk about what you should do and shouldn’t do in the rain forest.</p> <p>Listen and complete the compound words. Listen to the compound words and match the two parts of each word. Use the compound words to complete sentences.</p> <p>Episode 6: Listen and read the story “ The Hunt for the Ibis Tomb”. Rewrite the sentences with the correct information. Look and match the pictures and instructions: How to make and ibs mummy.</p> <p>Read the grammar box. Read the sentences. Write R for regular and I for irregular. Write simple past tense sentences using the given verbs.</p> <p>Develop the Project: “Rain forest diorama”.</p> <p>Listen, read and complete with the past form of the verbs. Complete the sentences. Listen and check. Match the sentences and similes. Complete the sentences about movies. Complete the advice about a trip in the desert. Read the report and circle the best title.</p>



Universidad del
Nariño

CENTRO DE IDIOMAS

SYLLABUS FOR THE ENGLISH COURSES OFFERED BY
THE LANGUAGE CENTRE TO THE GENERAL PUBLIC

Código: CID-PRS-PG-01

Página: 46 de 70

Versión: 2

Vigente a partir de: 02/02/2015

<p>Week 13</p>	<p>Third written evaluation Third oral evaluation</p> <p>Unit 7 Wonderful words</p> <p>Lesson A <i>Listening and vocabulary</i> Page 86</p> <p>Lesson B <i>Listening and singing</i> Page 88</p> <p>Lesson C Reading and writing, vocabulary about plays. Page 90</p>	<p>It will be applied the second oral and written exam.</p> <p>Listen and match vocabulary about books, poems, novels and stories. Complete the sentences using vocabulary like setting, characters and plot. Talk about the plot and characters of your favorite book. Read the fable and circle the best answer. "The dog and the Piece of Meat". Complete the sentences with the adverbs: greedily, happily, loudly. Complete the sentences with the correct adjectives.</p> <p>Listen, read and complete the sentences: What is a poem? Sing and listen to the rhymes. Write other rhyming words. Read the poem aloud. Write A, B or C to show the rhyming pattern. Language Arts Zone: Limericks and haikus. Write a haiku.</p> <p>Match the words and meanings. Listen, read and complete the sentences about the reading. Write what the characters in the play are saying. Share your scripts with your classmates. Look at the actor. Describe his costume and make up. Circle the correct adjective. Match the play titles and photos. Underline the adjectives.</p>
<p>Week 14</p>	<p>Lesson D Grammar: Adverbs and</p>	<p>Complete the advertisement with the adverbs. Talk with a classmate about television shows you</p>



Universidad del
Nariño

CENTRO DE IDIOMAS

**SYLLABUS FOR THE ENGLISH COURSES OFFERED BY
THE LANGUAGE CENTRE TO THE GENERAL PUBLIC**

Código: CID-PRS-PG-01

Página: 47 de 70

Versión: 2

Vigente a partir de: 02/02/2015

	<p>vocabulary Page 92</p> <p>Word studies: Contractions Page 93</p> <p>Lesson E <i>Reading comprehension:</i> "Read the story the Hunt for the Ibis Tomb". Page 94</p> <p>Lesson F Grammar: Adjectives and adverbs of manner. Page 96</p> <p>Project <i>Write and perform a play.</i> Page 97</p>	<p>like and why.</p> <p>Match the contractions and word pairs. Read the sentences and write the apostrophes. Read and write P (Possession) or C (contraction).</p> <p>Episode 7: Listen and read the story " The Hunt for the Ibis Tomb". Complete the sentences using the vocabulary given. Read and mark True or false. Read and circle the correct endings for the sentences.</p> <p>Read the grammar box about adjectives and adverbs of manner. Read the sentences. Underline the adverbs and circle the adjectives. Look at the adjective- noun pairs and write two sentences for each for each.</p> <p>Develop the project: "Write and perform a play".</p>
<p>Week 15</p>	<p>UNITS 8 BEAUTIFUL THINGS</p> <p>Lesson A <i>Vocabulary, reading and listening.</i> Page 98</p> <p>Lesson B <i>Listening, singing and reading.</i> Page 100</p>	<p>Match the words and meanings about the material used to make new things. Listen, read and answer the questions about the story "Welcome to the Pharaoh's Treasures". Match the pictures to the questions and the answers. Science Zone: Vocabulary about Gemstones. Write the gemstones for each month of the year.</p> <p>Listen, sing and write four things for sale in the market. Match the pictures to the questions and answers.</p>



Universidad del
Nariño

CENTRO DE IDIOMAS

**SYLLABUS FOR THE ENGLISH COURSES OFFERED BY
THE LANGUAGE CENTRE TO THE GENERAL PUBLIC**


Código: CID-PRS-PG-01

Página: 48 de 70

Versión: 2

Vigente a partir de: 02/02/2015

	<p>Lesson C <i>Vocabulary about jewelry and grammar: Prepositions.</i> Page 102</p>	<p>Ask a classmate about the arts and crafts-</p> <p>Listen and complete the form. Talk to a classmate about the jewelry you want. Complete the sentences with the correct preposition. Math Zone: Reading about Patterns. <i>Count the beads in each row.</i></p>
Week 16	<p>Lesson D <i>Listening, reading and grammar: Rules for plurals</i> Page 104</p> <p>Word studies: Plurals Page 105</p> <p>Lesson E <i>Reading comprehension: "Read the story the Hunt for the Ibis Tomb".</i> Page 106</p> <p>Let's Review Units 7 and 8</p> <p>Develop the workbook activates units 7 and 8.</p>	<p>Listen and point to the pictures. Look at the pictures: write your opinion- Read about the ancient Egyptians and answer the questions.</p> <p>Read the grammar box about the rules to form plurals. Write the plural forms of the words. Match the plural and singular forms.</p> <p>Episode 8: Listen and read the story " The Hunt for the Ibis Tomb". Read the story and match the words, meanings and pictures.</p> <p>Listen, read and label the texts. Number the limerick liners in order. Remember the AABBA rhyme pattern. Label the actors with the adjectives. Complete the sentences with adverbs. Match the people and sentences. Complete the information about a painting workshop. Rewrite the sentences in the active voice. Rewrite the sentences in the passive voice.</p>
Week 17	<p>Fourth written evaluation Fourth oral evaluation.</p>	<p>It will be applied the fourth oral and written evaluation including all skills.</p>

 Universidad del Nariño	CENTRO DE IDIOMAS SYLLABUS FOR THE ENGLISH COURSES OFFERED BY THE LANGUAGE CENTRE TO THE GENERAL PUBLIC	Código: CID-PRS-PG-01
		Página: 49 de 70
		Versión: 2
		Vigente a partir de: 02/02/2015

	<i>Check grades with each student</i>	
--	--	--

COMPLEMENTARY ACTIVITIES

Learners will develop the complementary activities in class. In this place, they will have the opportunity to explore, learn and practice the four skills. This is a great way to become motivated and use the target language meaningfully. Additionally, learners will have the chance to use the laboratory to develop listening exercises and the computers to practice reading and writing.



Universidad del
Nariño

CENTRO DE IDIOMAS

**SYLLABUS FOR THE ENGLISH COURSES OFFERED BY
THE LANGUAGE CENTRE TO THE GENERAL PUBLIC**

Código: CID-PRS-PG-01

Página: 60 de 70

Versión: 2

Vigente a partir de: 02/02/2015